

Curriculum plan: art and design

"Art is not what you see, but what you make others see"

Edgar Degas

Our intent:

Young people need to show inquisitiveness in order to understand and appreciate how Art contributes to the culture, creativity and the wealth of our nation.


Studying art and design at Woodhouse Academy allows students to explore an array of media sources and techniques that will challenge, inspire and excite them. We aim to provide students with an in-depth appreciation of key concepts, including design creativity, textiles, construction, clay, printing, collage and many other experiences. We provide opportunities for students to develop a critical understanding of a range of art movements and connected artists. Students can then begin to express their own opinions in order to inform and develop their own creativity.



Click here to art at Woodhouse Academy in action!

Enrichment in art and design

The Woodhouse Academy art experience is complimented by cross-curricular links with English, design technology and music. Our enrichment programme is designed to bring art and design alive and we have enjoyed visits from a ceramics artist and designer, participated in the clay school and visited the Spode gallery.








Click here to art at Woodhouse Academy
in action!







y5 Curriculum plan: Art and design

	Autumn 1	Autumn 2	Spring 1	Spring 2	Summer 1	Summer 2
<u>Year 5</u>	Colour Theory		Mixed media piece inspired by artists work		Clarice Cliff	
	<p><u>Key elements:</u></p> <ul style="list-style-type: none"> • The colour theory • Compositional skills • Exploration of different media • Investigate and explore artists with strong colour influences - Delaunay , Kandinsky , Hundertwasser 		<p><u>Key elements:</u></p> <ul style="list-style-type: none"> • Exploration of artist Hundertwasser- fact finding • Investigation and exploration into a range of materials and techniques - oil/ collage/ paint/ textiles • Compositional skills using new materials • Work inspired by selected artist 		<p><u>Key elements:</u></p> <ul style="list-style-type: none"> • Investigate and explore the work of Clarice Cliff • Design and create work inspired by the artist • Exploration and development of skills when working with clay 	
Additional curriculum resources						

Y6 Curriculum plan: Art and design

	Autumn 1	Autumn 2	Spring 1	Spring 2	Summer 1	Summer 2
<u>Year 6</u>	Visual elements and observational studies		Upscaling. Exploring media.		Printing and construction skills	
	<p><u>Key elements:</u></p> <ul style="list-style-type: none"> • Form • Tonal values and realism • Texture and mark making using different media • Observational studies • Perspective 		<p><u>Key elements:</u></p> <ul style="list-style-type: none"> • Using view finders • Studying works form Sarah Graham • Development of painting skills • Compositional skills using new materials • Use of mixed media • Sgraffito 		<p><u>Key elements:</u></p> <ul style="list-style-type: none"> • Basic printing techniques • Exploration of pattern, repeating and rotational pattern • Developing understanding and execution of clay techniques • Developing control of a variety of clay tools 	
Additional curriculum resources						

Y7 Curriculum plan: Art and design

	Autumn 1	Autumn 2	Spring 1	Spring 2	Summer 1	Summer 2
<u>Year 7</u>	Day of the Dead		Visual elements and observational studies		Repeated patterns and printing	
	<p><u>Key elements:</u></p> <ul style="list-style-type: none"> • Develop understanding of the festival and its origins • Exploration of pattern work • Use and impact of colour theory in the work • Pattern and colour designs of masks • Collage • Manipulation of materials - cardboard construction • Papier mache 		<p><u>Key elements:</u></p> <ul style="list-style-type: none"> • Observational studies in a range of media • Tonal values and realism • Texture and mark making • Collage • Pattern design and colour theory • Investigation into artists Arcimboldo and O'Keefe, local artists 		<p><u>Key elements:</u></p> <ul style="list-style-type: none"> • Use of view finders and photography • CAD and Manipulation of images • Exploration of the work of artist Morris • Repeated patterns - rotation • Printing and differing printing processes and techniques • Exploration of textiles within art - hand stitching and machine 	
Additional curriculum resources						

Y8 Curriculum plan: Art and design

	Autumn 1	Autumn 2	Spring 1	Spring 2	Summer 1	Summer 2
<u>Year 8</u>	3D construction		Art history appreciation		Cells	
	<p><u>Key elements:</u></p> <ul style="list-style-type: none"> • Development of sketching through observational studies • Investigation into the work of Andrea Joseph • Use and development of a range of sketching media • Exploration of design elements and presentation skills • Construction skills and manipulation of media 		<p><u>Key elements:</u></p> <ul style="list-style-type: none"> • Pop art • Expressionism • Surrealism • Cubism • Comparing and contrasting artists 		<p><u>Key elements:</u></p> <ul style="list-style-type: none"> • Exploring the artist Natalie Spencer • Surface pattern work • Variety of media explored including inks • Development of textile skills hand stitch, machine and applique 	
Additional curriculum resources	